

WEAR BELTING

A Division of Metwire Belts Ltd.

LITTLE POUNTNEY STREET

WOLVERHAMPTON

WV2 4JH

TELEPHONE: 01925 259058 FAX: 01925 418248

Plate Link Belt

Information Required To Quote

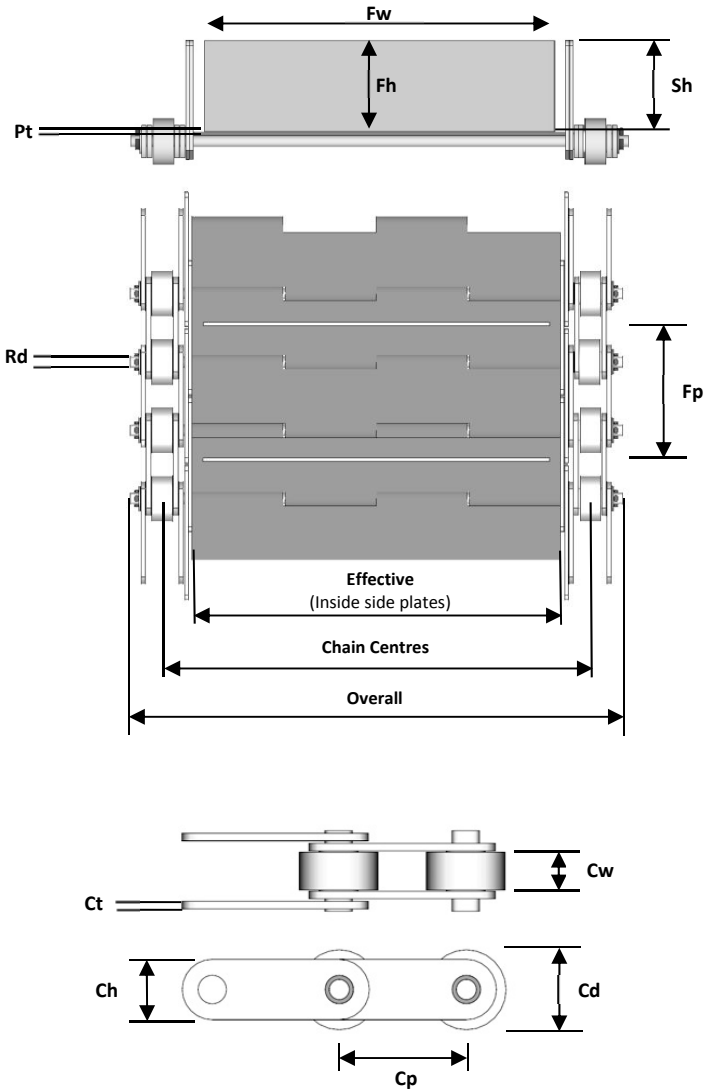
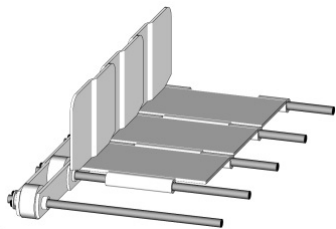
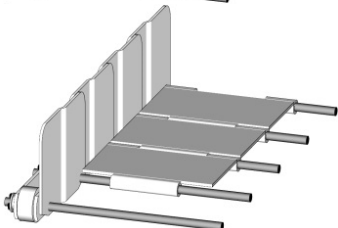


Plate	
‘Pt’ - Plate Thickness	
Plate Material	
Rods	
‘Rd’ - Rod Diameter	
Rod Material	
Chain	
‘Cp’ - Chain Pitch	
‘Cd’ - Roller Diameter	
‘Cw’ - Roller Width	
‘Ct’ - Chain Link Thick	
‘Ch’ - Chain Link Height	
Chain Material	
Flights (If Fitted)	
‘Fh’ - Flight Height	
‘Fw’ - Flight Width	
‘Fp’ - Flight Pitch	
‘Ft’ - Flight Thickness	
Side Plates (If Fitted)	
‘Sh’ - Plate Height	
‘St’ - Sideplate Thickness	
Position (On rods or On slat)	
Width	
Effective	
Chain Centres	
Overall	
Length	
Selvage Type	

Side Plate Position



Sideplates On Slat
Plate welded on top of slats

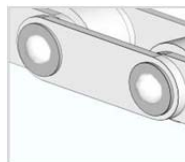


Sideplates on Rod
Plate drilled and slide onto rod between slat and chain

Selvage



CPS
(Cotter Pin Selvage)



WWS
(Welded Washer Selvage)